

New Zealand Masters Games- Day 1: Modified Silver Fern Round

Name	Division	Gender	Class	Region/Nation	1st Half	2nd Half	Total	Placement
Matt Cloonan	Barebow	M	50-59	Otago	365	378	743	1
Graeme Robb	Barebow	M	60-69	Canterbury	306	291	597	1
Belinda McCawley	Compound	F	40-49	Southland	244	212	456	1
Ishmael Sidy	Compound	M	30-39	Southland	389	393	782	1
David Stone	Compound	M	30-39	Southland	287	300	587	2
Brendon Clifford	Compound	M	40-49	Southland	392	404	796	1
Blair Williamson	Compound	M	40-49	North Canterbury	382	367	749	2
Barton McCawley	Compound	M	40-49	Southland	283	341	624	3
Jason Dickson	Compound	M	40-49	Southland	322	282	604	4
Mike Lomas	Compound	M	50-59	Canterbury	363	355	718	1
Ewan Williams	Compound	M	50-59	Southland	175	72	247	2
Collin Fletcher	Compound	M	50-59	South Otago			0	-
Blair Rasmussen	Compound	M	60-69	Canterbury	394	391	785	1
Colin Tucker	Compound	M	60-69	Canterbury	367	412	779	2
Adrian Ayto	Para-Compound	M	50-59	Southland	229	282	511	1
Jody Cruickshank	Para-Compound	M	50-59	Southland	168	100	268	2
Alison Blanchard	Recurve	F	30-39	Otago	188	249	437	1
Jodie Ludwig	Recurve	F	40-49	Otago	195	185	380	1
Maria Tucker	Recurve	F	50-59	Canterbury	392	381	773	1
Annette Gibson	Recurve	F	50-59	Auckland	351	353	704	2
Mike Hooper	Recurve	M	40-49	Canterbury	403	386	789	1
Andrew Roberts	Recurve	M	50-59	Nelson	361	355	716	1
Geoff McGowan	Recurve	M	60-69	South Canterbury	375	376	751	1
Linsay Hayward	Recurve	M	60-69	Canterbury	343	349	692	2
Shahrir Ariff	Recurve	M	60-69	Auckland	353	299	652	3
John Cashen	Recurve	M	60-69	Australia	276	210	486	4
Connor Johnson	Traditional	M	30-39	Kapiti Coast			0	-
Simon Martin	Traditional	M	60-69	Auckland	277	306	583	1

New Zealand Masters Games- Day 2: Masters Games Round								
Name	Division	Gender	Class	Region/Nation	1st Half	2nd Half	Total	Placement
Matt Cloonan	Barebow	M	50-59	Otago	255	266	521	1
Graeme Robb	Barebow	M	60-69	Canterbury	235	238	473	1
Belinda McCawley	Compound	F	40-49	Southland	241	234	475	1
Ishmael Sidy	Compound	M	30-39	Southland	289	291	580	1
David Stone	Compound	M	30-39	Southland	261	268	529	2
Brendon Clifford	Compound	M	40-49	Southland	289	289	578	1
Blair Williamson	Compound	M	40-49	North Canterbury	279	268	547	2
Barton McCawley	Compound	M	40-49	Southland	279	232	511	3
Jason Dickson	Compound	M	40-49	Southland	254	254	508	4
Mike Lomas	Compound	M	50-59	Canterbury	282	274	556	1
Ewan Williams	Compound	M	50-59	Southland	224	231	455	2
Collin Fletcher	Compound	M	50-59	South Otago			0	-
Blair Rasmussen	Compound	M	60-69	Canterbury	288	285	573	1
Colin Tucker	Compound	M	60-69	Canterbury	265	275	540	2
Adrian Ayto	Para-Compound	M	50-59	Southland	257	249	506	1
Jody Cruickshank	Para-Compound	M	50-59	Southland	223	240	463	2
Alison Blanchard	Recurve	F	30-39	Otago			0	1
Jodie Ludwig	Recurve	F	40-49	Otago	217	219	436	1
Maria Tucker	Recurve	F	50-59	Canterbury	283	283	566	1
Annette Gibson	Recurve	F	50-59	Auckland	274	264	538	2
Mike Hooper	Recurve	M	40-49	Canterbury	285	279	564	1
Andrew Roberts	Recurve	M	50-59	Nelson	257	276	533	1
Geoff McGowan	Recurve	M	60-69	South Canterbury	277	276	553	1
Shahrir Ariff	Recurve	M	60-69	Auckland	262	255	517	2
Lindsay Hayward	Recurve	M	60-69	Canterbury	254	260	514	3
John Cashen	Recurve	M	60-69	Australia	242	242	484	4
Connor Johnson	Traditional	M	30-39	Kapiti Coast			0	-
Simon Martin	Traditional	M	60-69	Auckland	213	234	447	1

New Zealand Masters Games-Grand Total

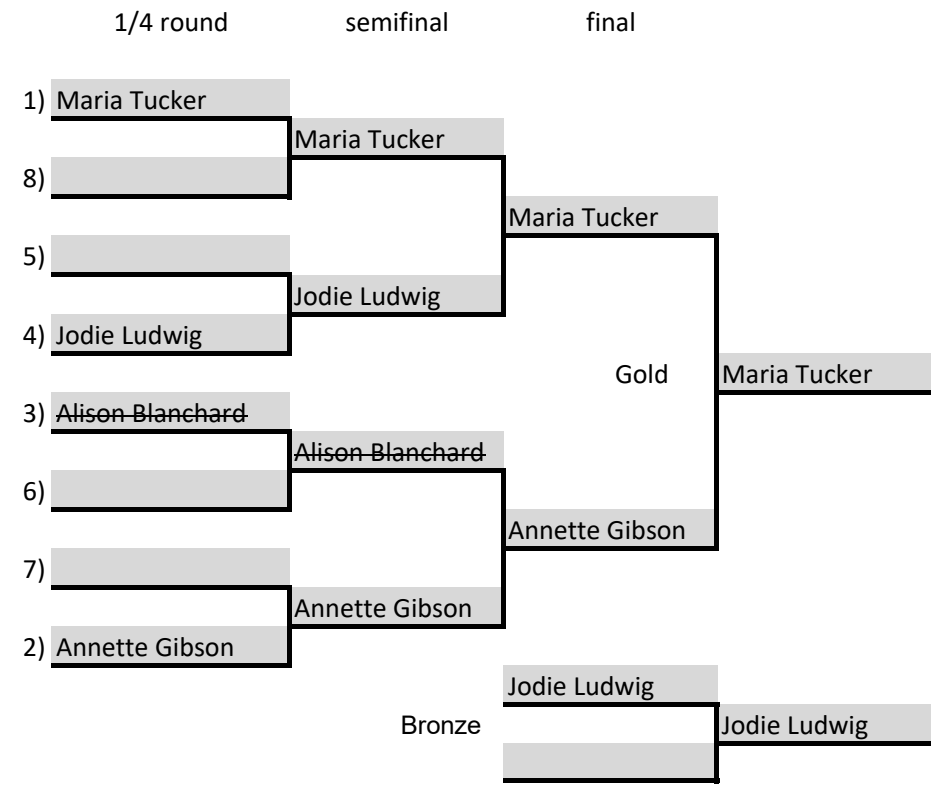
Name	Division	Gender	Class	Region/Nation	MSF Round	MG Round	Grand Total	Placement
Matt Cloonan	Barebow	M	50-59	Otago	743	521	1264	1
Graeme Robb	Barebow	M	60-69	Canterbury	597	473	1070	1
Belinda McCawley	Compound	F	40-49	Southland	456	475	931	1
Ishmael Sidy	Compound	M	30-39	Southland	782	580	1362	1
David Stone	Compound	M	30-39	Southland	587	529	1116	2
Brendon Clifford	Compound	M	40-49	Southland	796	578	1374	1
Blair Williamson	Compound	M	40-49	North Canterbury	749	547	1296	2
Barton McCawley	Compound	M	40-49	Southland	624	511	1135	3
Jason Dickson	Compound	M	40-49	Southland	604	508	1112	4
Mike Lomas	Compound	M	50-59	Canterbury	718	556	1274	1
Ewan Williams	Compound	M	50-59	Southland	247	455	702	2
Collin Fletcher	Compound	M	50-59	South Otago	0	0	0	0
Blair Rasmussen	Compound	M	60-69	Canterbury	785	573	1358	1
Colin Tucker	Compound	M	60-69	Canterbury	779	540	1319	2
Adrian Ayto	Para-Compound	M	50-59	Southland	511	506	1017	1
Jody Cruickshank	Para-Compound	M	50-59	Southland	268	463	731	2
Alison Blanchard	Recurve	F	30-39	Otago	437	0	437	1
Jodie Ludwig	Recurve	F	40-49	Otago	380	436	816	1
Maria Tucker	Recurve	F	50-59	Canterbury	773	566	1339	1
Annette Gibson	Recurve	F	50-59	Auckland	704	538	1242	2
Mike Hooper	Recurve	M	40-49	Canterbury	789	564	1353	1
Andrew Roberts	Recurve	M	50-59	Nelson	716	533	1249	1
Geoff McGowan	Recurve	M	60-69	South Canterbury	751	553	1304	1
Linsay Hayward	Recurve	M	60-69	Canterbury	692	514	1206	2
Shahrir Ariff	Recurve	M	60-69	Auckland	652	517	1169	3
John Cashen	Recurve	M	60-69	Australia	486	484	970	4
Connor Johnson	Traditional	M	30-39	Kapiti Coast	0	0	0	0
Simon Martin	Traditional	M	60-69	Auckland	583	447	1030	1

Matchplay RANKINGS							
Name	Division	Gender	Region/Nation	1st Half	2nd Half	Total	Ranking
Matt Cloonan	Barebow	M	Otago	365	378	743	1
Graeme Robb	Barebow	M	Canterbury	306	291	597	2
Brendon Clifford	Compound	M	Southland	392	404	796	1
Blair Rasmussen	Compound	M	Canterbury	394	391	785	2
Ishmael Sidy	Compound	M	Southland	389	393	782	3
Colin Tucker	Compound	M	Canterbury	367	412	779	4
Blair Williamson	Compound	M	North Canterbury	382	367	749	5
Mike Lomas	Compound	M	Canterbury	363	355	718	6
Barton McCawley	Compound	M	Southland	283	341	624	7
Jason Dickson	Compound	M	Southland	322	282	604	8
David Stone	Compound	M	Southland	287	300	587	9
Belinda McCawley	Compound	M	Southland	244	212	456	10
Ewan Williams	Compound	M	Southland	175	72	247	11
Collin Fletcher	Compound	M	South Otago			0	12
Adrian Ayto	Para-Compound	M	Southland	229	282	511	1
Jody Cruickshank	Para-Compound	M	Southland	168	100	268	2
Maria Tucker	Recurve	F	Canterbury	392	381	773	1
Annette Gibson	Recurve	F	Auckland	351	353	704	2
Alison Blanchard	Recurve	F	Otago	188	249	437	3
Jodie Ludwig	Recurve	F	Otago	195	185	380	4
Geoff McGowan	Recurve	M	South Canterbury	375	476	851	1
Mike Hooper	Recurve	M	Canterbury	403	386	789	2
Andrew Robertsor	Recurve	M	Nelson	361	355	716	3
Linsay Hayward	Recurve	M	Canterbury	343	349	692	4
Shahrir Ariff	Recurve	M	Auckland	353	299	652	5
John Cashen	Recurve	M	Australia	276	210	486	6
Simon Martin	Traditional	M	Auckland	277	306	583	1
Connor Johnson	Traditional	M	Kapiti Coast			0	2

Tournament: NZ Masters Game Elimination Matchplay

Date: 11/02/24

Division: Recurve Female

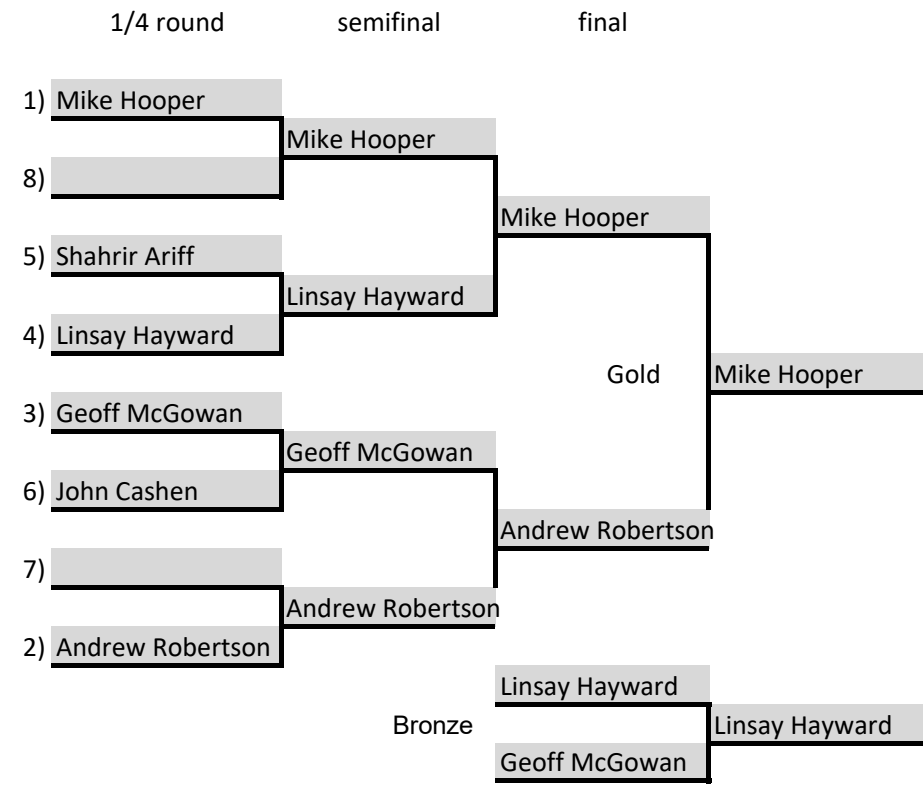


1st	Maria Tucker
2nd	Annette Gibson
3rd	Jodie Ludwig

Tournament: NZ Masters Game Elimination Matchplay

Date: 11/02/24

Division: Recurve Male

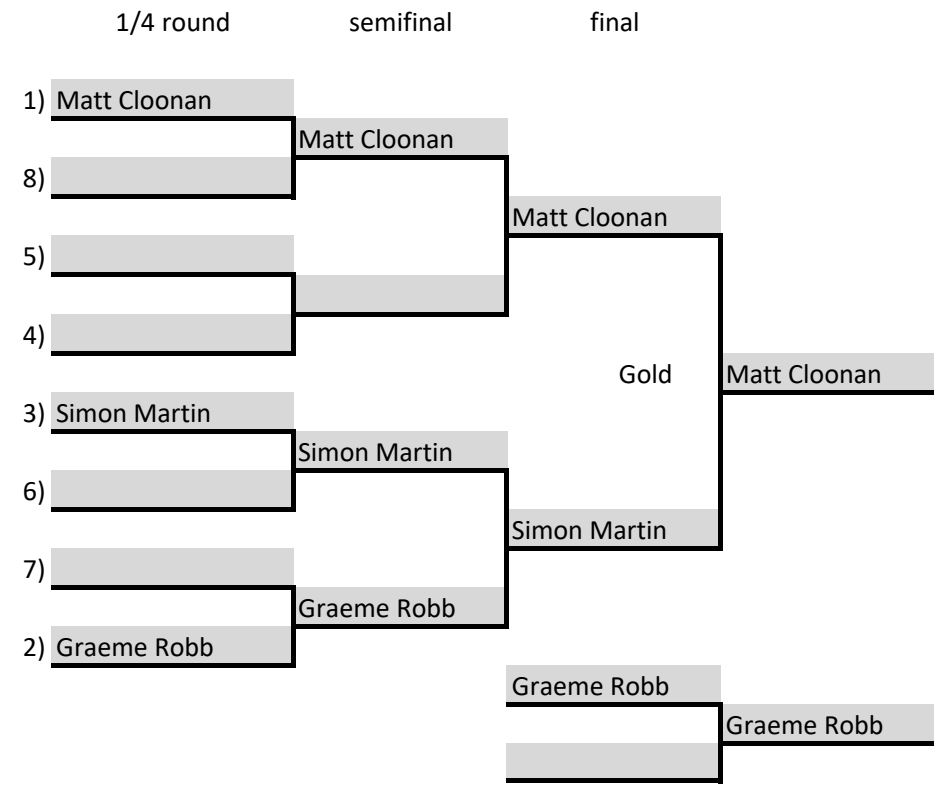


1st	Mike Hooper
2nd	Andrew Robertson
3rd	Linsay Hayward

Tournament: NZ Masters Game Elimination Matchplay

Date: 11/02/24

Division: Barebow & Traditional

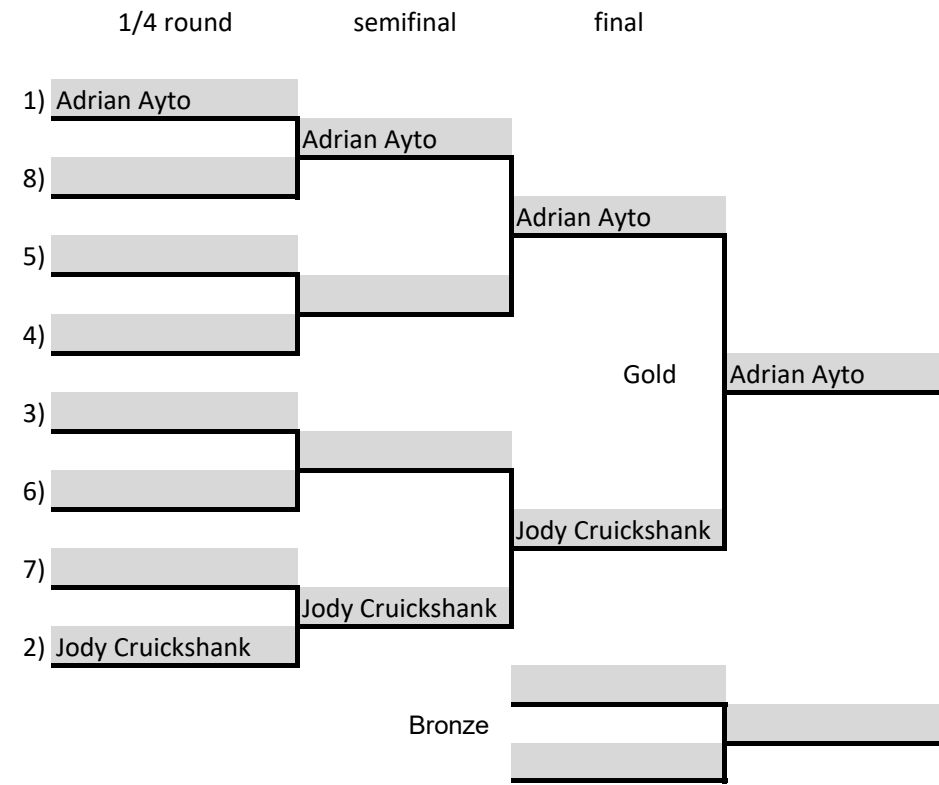


1st	Matt Cloonan
2nd	Simon Martin
3rd	Graeme Robb

Tournament: NZ Masters Game Elimination Matchplay

Date: 11/02/24

Division: Para-Compound



1st	Adrian Ayto
2nd	Jody Cruickshank
3rd	

Tournament: NZ Masters Game Elimination Matchplay
Date: 11/02/24
Division: Compound



1st	Brendon Clifford
2nd	Ishmael Siddy
3rd	Blair Rasmussen